









	R GLOSS	BROWNSTONE + MATTE	WATERCOLORS + RC CRACKLE	CRAFTSMAN	KAT + ROGER
 COUNTER TOP <i>(Residential)</i>	Yes. Darker glazes will show more wear.	Yes	No	Yes, except: C18, C19, C35, C50, C60, C65	Yes
 FLOOR <i>(Residential)</i>	Yes. Darker glazes will show more wear.	Yes	No	Yes, except: C18, C19	Yes
 SHOWER WALLS	Yes	Yes	Yes, see *** notes below.	Yes, except: C35, C50, C60, C65	Yes
 STEAM SHOWER	Yes	Yes	No	Yes, except: C35, C50, C60, C65	Yes
 POOLS <i>(non freeze-thaw climate)</i>	Yes	Yes	No	Yes, except: C35, C50, C60, C65	Yes
 OUTDOOR <i>(freeze-thaw climate)</i>	No	No	No	No	No
SUBJECT TO ACID ETCHING	No	No	Yes	No, except: C35, C50, C60, C65	No
OTHER			Yes, see Sealant*** below	Yes, see Grout Block** below	Yes, see Grout Block** below

SELECTION + USAGE:

Please refer to this guide when ordering. Proper selection should be made according to your intended use. Expect some wearing, scratching and crazing to occur over time. This does not affect the integrity of the tile.

VARIATION + RANGE: The magic of handmade, ceramic tile is in its varied shades and sizes. Color, surface, and size variations are to be expected from tile-to-tile. The crackle pattern of our Crackle glazes (W and RC series) is not controllable and will vary from tile to tile. All sizes vary and our handmade tiles are irregular by nature. Field tile is approximately 3/8" thick.

Certain glazes have more variation than others so we have assigned V1-4 designations to help you to determine how much a glaze might range. The number indicates a glaze's maximum variation, though your order may be more consistent. If you are hoping for a specific look, please discuss with your salesperson.

Prior to ordering, please be sure to reference current color samples. Understand your finished order may vary from samples.

OUTDOOR USE: Our tile is not frost resistant and should not be installed outdoors in climates where temperatures may fall below freezing.

POOLS: Any glazes subject to acid etching should not be used in pools. See our usage chart for glazes affected by acids and acidic cleaners. Our tile is not frost resistant and should not be installed outdoors in climates where temperatures may fall below freezing.

SUSTAINABILITY: Pratt + Larson has been making hand crafted tile since 1982 in Portland, OR. Most of our products are Red List Free. All electricity used in our studio is generated from wind and renewable energy. We use recycled and recyclable paper products for all of our packaging. Our products may qualify for LEED credits in the Pacific NW within a 500 mile radius of our Portland, OR studio.

INSPECTION + INSTALLATION TIPS:

Thoroughly inspect your order upon receiving. Sort and lay out your tile prior to installation to allow for variation and range. Any questions or concerns must be brought to our attention immediately upon receiving and resolved prior to installation. In the case of shipping damage, freight claims must be initiated by the receiver immediately.

Installation constitutes acceptance. No claims will be honored after installation.

SAFETY: Wet cutting is required during the installation process. Do not dry cut or create excessive dust during the installation or demolition process. Improper installation techniques could expose installer to harmful silica dust.

VARIATION: The magic of handmade tile is in its varied shades and sizes. Color, surface and size variations are to be expected from tile-to-tile. Finished order may vary from samples. Crackle patterns are not controllable and will vary from tile-to-tile.

MOSAICS: In accordance with the TCNA guidelines for tile installation in wet or submerged water applications, our mosaic patterns are face mounted with a transparent adhesive film. Careful, slow removal of the tape is needed to minimize adhesive residue. We recommend Krud Kutter to remove any residual adhesive left on the surface of the tile.

****GROUT + GROUT BLOCK:** Use sanded grout and install with a 1/8"-3/16" grout joint. Due to the stony, textural surface of the Craftsman and Kat + Roger glazes, a grout block is required to prevent hazing. We recommend using Old English Lemon Oil as a grout block. Any oil remaining after the grouting process can be removed with soap and water. Do not let grout sit on these glaze surfaces as this increases the likelihood of hazing.

If you choose to use a contrasting grout, test a small area first. See how the grout will affect the color before grouting the entire project. Seal all crackle glazes with penetrating silicone sealer before and after grouting.

*****SEALANT:** All Crackle glazes (RC and W glazes) should be sealed before and after grouting to prevent water penetration, and tile discoloration. These glazes will continue to crackle over time. Periodic resealing is recommended.

CLEANING + CARE:

CLEANING: Use a non-abrasive, non-acidic household cleaner. Do not use an abrasive scouring pad when cleaning tile. Please read cleaning product label to verify an acid free product. We recommend Soft Scrub with bleach.

SEALING: Crackle glazes continue to crackle over time and resealing may be needed when these glazes are used in a wet area. Sealing is recommended before and after grouting and again once a year or as needed.